

● Main Building Galleries

The main building has permanent exhibition galleries focused on regions and cross-cultural themes. The regional exhibitions are arranged so that visitors begin with Oceania, then work their way eastward around the world, arriving in Japan at the end. The cross-cultural exhibitions for music and language represent ethnic cultures from around the world.

● Special Exhibitions

These exhibitions introduce research related to specific themes and materials. Held in the Special Exhibition Hall two times a year.

● Thematic Exhibitions

Smaller temporary exhibitions held several times a year in the main building.

● Free Educational Zones

Introduction Display, Discovery Space, Videotheque and Minpaku Theater.

● Library

Our library on the third floor is open to the public (no ticket required).



Information

Hours	10:00a.m.—5:00p.m. (Entry permitted until 4:30p.m.)
Closed	Wednesday (when Wednesday is a National holiday, we close on the next day).

Admission Fees	Adults	College and University Students	High School Students and Younger
Individual	580 yen	250 yen	Free Admission
Group (20 or more)	490 yen	200 yen	

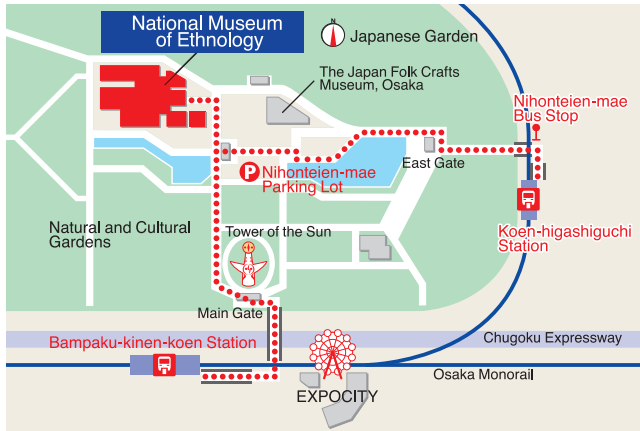
Additional payment is required for Special Exhibitions (price varies).

Group discount fee also applies to the following visitors (please present documentation):

- Students who use the Museum as part of their course work
- Those who have visited the Museum within the previous three months
- Visitors aged 65 and over

- Admission is free for holders of a Disabled Person's Handbook and one accompanying person per holder.
- For college students and general visitors: please buy a museum ticket at the gate of the Expo'70 Commemorative Park. Ticket holders can pass through the park at no charge.
- For high school students and younger: tell the person at the window of the Expo'70 Commemorative Park that you are going to Minpaku and receive a pass.
- If you visit the Expo'70 Commemorative Park, you need to buy an entry ticket.

Minpaku Film Shows	Each film is accompanied by a public lecture.
Special Lectures and Performances	Performing arts from around the world with special lectures on ethnological topics.
Minpaku Seminars	On the third Saturday of every month, we present seminars for the general public.
Minpaku Weekend Salon	Our researchers give informal talks to the general public on Sunday.
The Minpaku Associates	Members receive benefits such as the Kikan Minzokugaku [Ethnology Quarterly], monthly lectures and seminars. For details, contact the Senri Foundation, TEL: 06-6877-8893



- Access** Minpaku is located in Expo '70 Commemorative Park (Suita city, Osaka).
- By Osaka Monorail, from Bampaku Kinen Koen Station or Koen Higashiguchi Station it is about a 15-minute walk to the Museum through the Natural and Cultural Garden.
 - By bus, from Hankyu Ibaraki-shi Station and JR Ibaraki Station alight at Nihon Teien Mae, from which it is about a 13-minute walk to Minpaku.
 - By car, please park at one of the parking lots for the Expo'70 Commemorative Park. From the nearest pay parking lot, in front of the Japanese Garden, it is about a 5-minute walk to the Museum.
 - By taxi, you will get dropped off in the parking lot in front of the Japanese Garden.

Contact details TEL. +81-(0)6-6876-2151 FAX. +81-(0)6-6875-0401
10-1 Senri Expo Park, Suita, Osaka 565-8511
URL <https://www.minpaku.ac.jp/>



National Museum of Ethnology

General Information

ENGLISH



Illustrated by Boojit

About the Museum

The National Museum of Ethnology was founded in 1974 and opened to the public in 1977. It is a comprehensive research museum with academic staff specializing in ethnology and related fields.

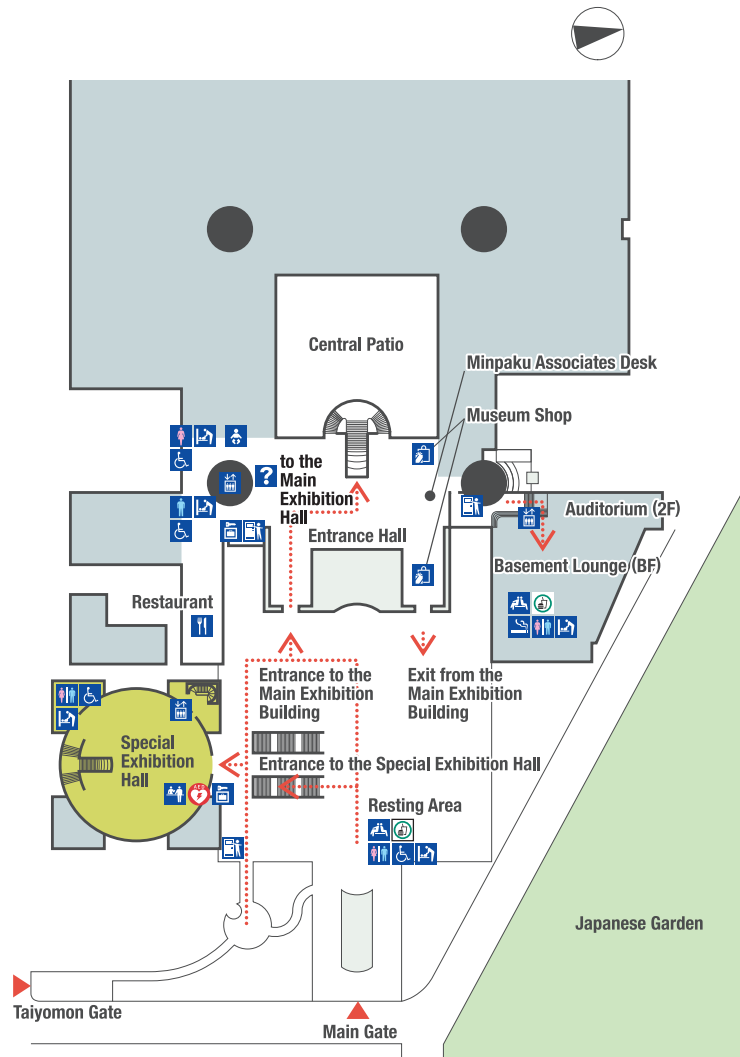
The Museum holds extensive collections of cultural artifacts and related materials (digital, audio-visual, and printed). We aim to provide the general public with accurate and current information on societies around the world, in order to facilitate mutual understanding among all people.

In Japanese, the National Museum of Ethnology is referred to as "Minpaku".

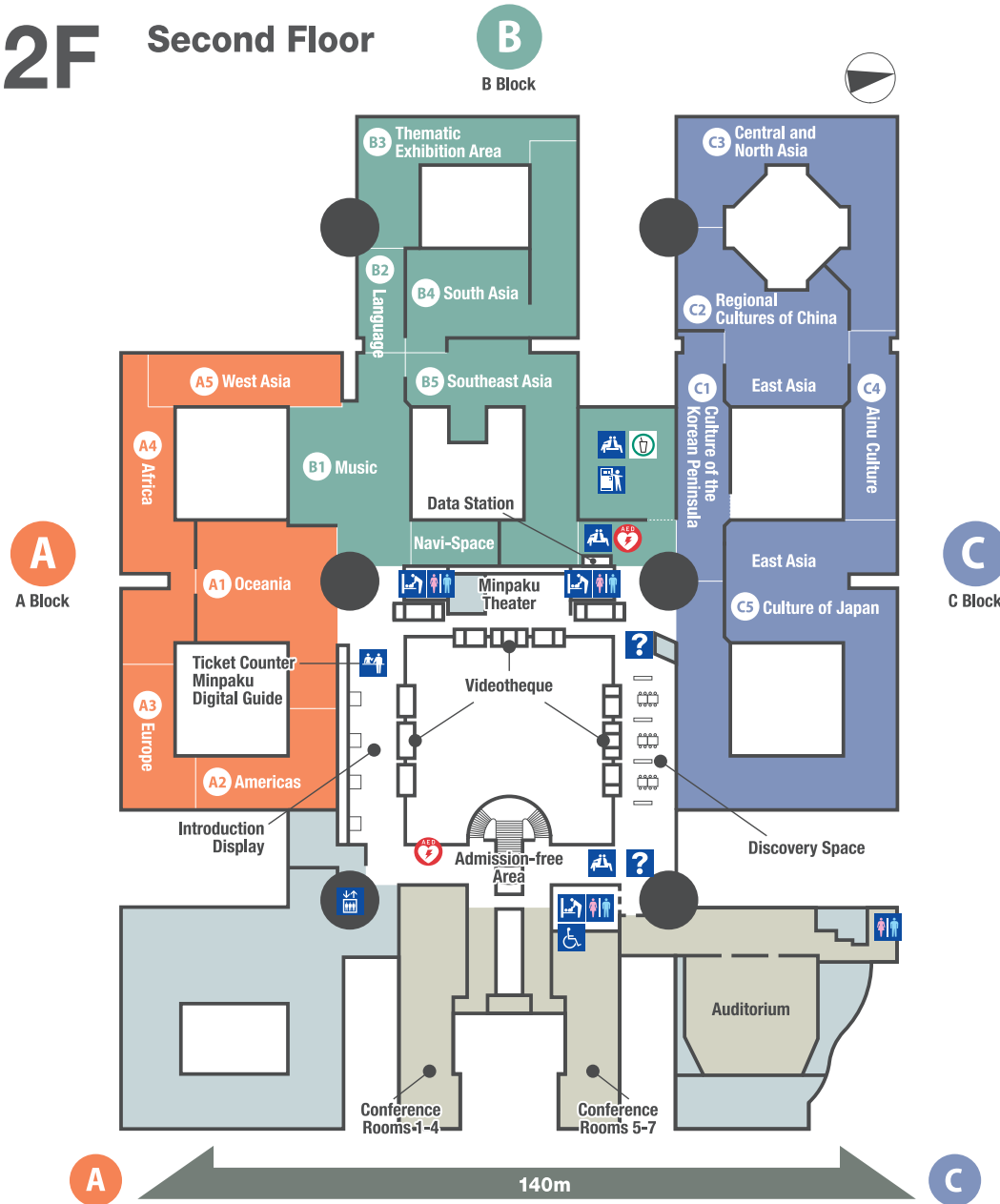


国立民族学博物館
National Museum of Ethnology

1F First Floor



2F Second Floor



Legend

- Information Counter
- Ticket Counter
- Rest Area
- Rest Area (food and beverages allowed)
- Rest Area (beverages allowed)
- Elevator
- Coin Lockers
- Smoking Area
- Vending Machines
- Restroom
- Restroom for Gentlemen
- Restroom for Ladies
- Multipurpose Restroom
- Nursing Room
- Changing Table
- Restaurant
- Museum Shop
- Automated External Defibrillator

Discovery Space

Visitors can learn in greater detail about Minpaku research and exhibits at the Research Desk and the *Kenkyū no genba kara* (Voices from the Field) and *Sekai wo sawaru* (Touch the World) displays.



Videoteque and Minpaku Theater

Watch programs on lifestyles, rituals, performing arts of people around the world,—on a large screen in theater, or small screen in booth.



Minpaku Digital Guide

Portable visual and audio guide players are available free of charge to help visitors enjoy the exhibits.



Library (3F, Main building)

Minpaku Library is the largest library in Japan specializing in cultural anthropology and ethnology. No ticket required.
Closed:
Sundays, national holidays (except Saturdays) and days when Minpaku exhibitions are closed.



Museum Shop

The shop sells craftwork from around the world, books, and magazines.
TEL: 06-6876-3112
FAX: 06-6878-8421



Restaurant

Open:
11 a.m. to 4:30 p.m.
(Last Order 4 p.m.)
TEL: 06-6310-0810



Using the Museum

Hand Baggage

Please use the coin return lockers on the first floor. Large bags can be checked in at the Information Counter and Ticket Counter. Long umbrellas and sporting goods cannot be brought into the museum.

Photographs and Videos

Taking photographs and videos of the museum's exhibits for personal use is allowed. However, taking photographs or videos of books, other publications, and films in the exhibits is not permitted. Tripods, monopods, selfie sticks and lighting stands are not allowed. At some special or thematic exhibitions, additional restrictions may apply.

Eating and Drinking

Food or drink, including candies and gum, may not be brought into the exhibition areas. Eating and drinking should take place only in designated areas. Eating is permitted only at the restaurant and in the basement resting areas.